


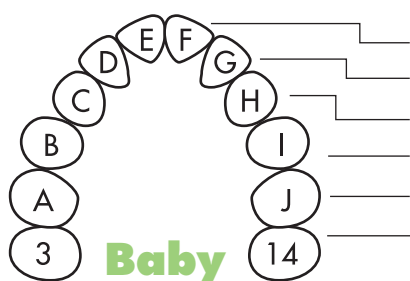
TOOTH ERUPTION CHART




Children's Dental Center



Primary Teeth

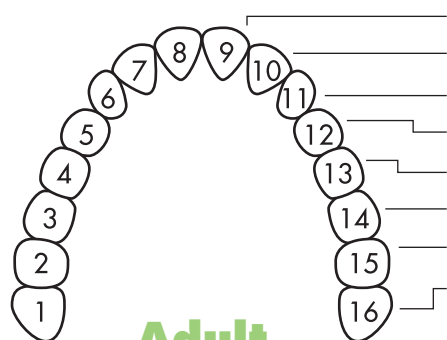


Erupt	Shed	Upper Teeth
8-12 mos	6-7 yrs	Central Incisor
9-13 mos	7-8 yrs	Lateral Incisor
16-22 mos	10-12 yrs	Canine (Cuspid)
13-19 mos	9-12 yrs	First Molar
25-33 mos	10-12 yrs	Second Molar
6-7 yrs	Permanent	First (6-yr) Molar




Erupt	Shed	Lower Teeth
6-7 yrs	Permanent	First (6-yr) Molar
23-31 mos	10-12 yrs	Second Molar
14-18 mos	9-11 yrs	First Molar
17-23 mos	9-12 yrs	Canine (Cuspid)
10-16 mos	7-8 yrs	Lateral Incisor
6-10 mos	6-7 yrs	Central Incisor

Permanent Teeth



Erupt	Upper Teeth
7-8 yrs	Central Incisor
8-9 yrs	Lateral Incisor
11-12 yrs	Canine (Cuspid, Eye Tooth)
10-11 yrs	First Premolar (First Bicuspid)
10-12 yrs	Second Premolar (Second Bicuspid)
6-7 yrs	First Molar (6-yr Molar)
12-13 yrs	Second Molar (12-yr Molar)
17-21 yrs	Third Molar (Wisdom Tooth)



Erupt	Lower Teeth
17-21 yrs	Third Molar (Wisdom Tooth)
12-13 yrs	Second Molar (12-yr Molar)
6-7 yrs	First Molar (6-yr Molar)
10-12 yrs	Second Premolar (Second Bicuspid)
10-11 yrs	First Premolar (First Bicuspid)
11-12 yrs	Canine (Cuspid, Eye Tooth)
8-9 yrs	Lateral Incisor
7-8 yrs	Central Incisor